

2013 Annual Report



Welcome

Director's Message

On behalf of the Park Board of Commissioners and staff, I would like to thank all of the volunteers, residents and visitors who used our facilities and programs in 2013. Each year we complete the annual report to be as transparent as possible with our tax dollars. The Mandan Park District takes great pride in making sure citizens can RECREATE in an enjoyable and safe environment!



We had some big ticket items this year including a new irrigation system at Prairie West Golf Course and the YMCA land purchase. A much needed upgrade to the archery range is now a pride of our community.

Thanks for a wonderful 2013, and look forward to seeing you throughout the district.

Cole Higlin
Director of Parks and Recreation

Departments & Staff

Administration

Cole Higlin, Director
Heide Delorme, Accounting Manager
Josh Nachatilo, Accountant
Donna Benson, District Receptionist

Park Shop

Mike Zerr, Park Superintendent
Roger Erhardt, Softball/Baseball/ASA
Casey Sammons, Mechanic/Parks
Doug Beehler, Carpenter/Parks
Chad Haff, DCP/Parks
Cole Berger, Parks/ASA
David Dobier, Softball/Baseball/ASA

Recreation

Dave Frueh, Recreation Manager
Kara Haff, Recreation Supervisor
Dani Schwartz, Recreation Specialist

Raging Rivers

Reid Katzung, Waterpark Manager
Elmer Mattson, Maintenance

Golf

Brad Olson, Golf Operations Manager
Garrett Schultz, Golf Superintendent
Al Morris, Irrigation Specialist
Tony Kalvoda, Mechanic

Our Mission

To provide recreational opportunities to all ages and abilities while improving the quality of life for the citizens of Mandan and its visitors.

Our Vision

To respect our participants and users of our fine facilities and programs. To understand their needs and value our needs, but eliminating tension and frustration. In the end we need to enjoy life and celebrate our accomplishments.

2013 Capital Improvements

| | |
|--|--------------|
| COMPREHENSIVE DISTRICT MASTER PLAN | \$20,000.00 |
| FALL PROTECTION FOR PLAYGROUNDS | \$10,000.00 |
| GARAGE DOOR-ALL SEASONS ARENA | \$8,000.00 |
| AERATOR FOR GREENS-PRAIRIE WEST | \$15,000.00 |
| SAND PRO FOR SAND BUNKERS-PRAIRIE WEST | \$15,000.00 |
| MOWER REPLACEMENT - PARKS | \$53,250.00 |
| CAULKING OF KIDDIE POOL - RR | \$5,000.00 |
| PICNIC TABLE REPLACEMENT - RR | \$5,000.00 |
| IRRIGATION PROJECT-PRAIRIE WEST | \$700,000.00 |
| YMCA LAND PURCHASE | \$950,000.00 |
| MULTI PURPOSE SOFTBALL BUILDING | \$250,000.00 |
| 47 ACRE LAND PURCHASE FOR FUTURE PARKS | \$300,000.00 |
| ARCHERY RANGE | \$10,000.00 |

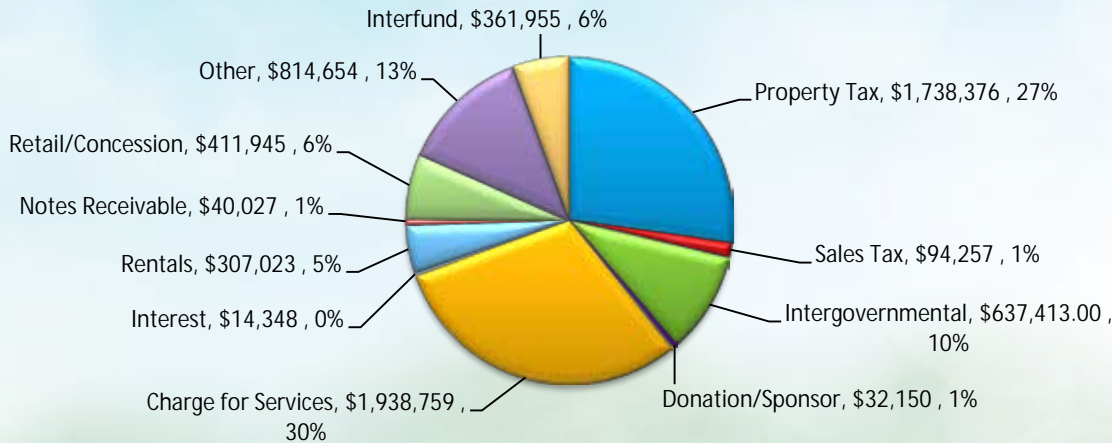
2013 Matching Grant Awards

| | | |
|----------------------------|------------|---------------|
| Horse & Saddle Club | \$1,500.00 | Loading Chute |
| Bis-Man Tennis Association | \$2,500.00 | Trees |
| Mandan Baseball Boosters | \$2,500.00 | Fencing |

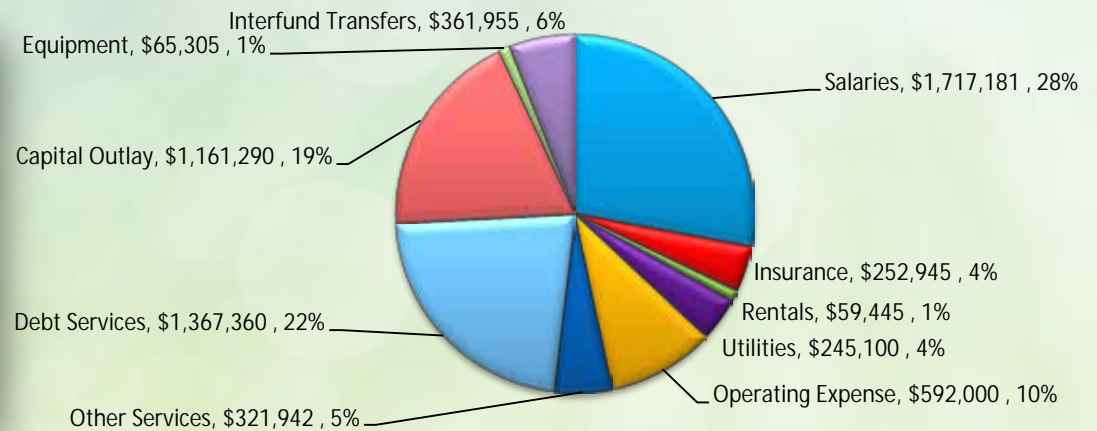


District Wide

District Wide Revenue \$6,390,907

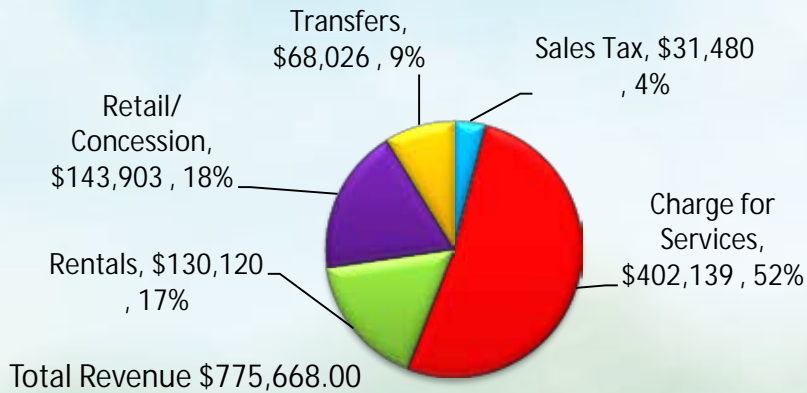


District Wide Expenditure \$6,144,523

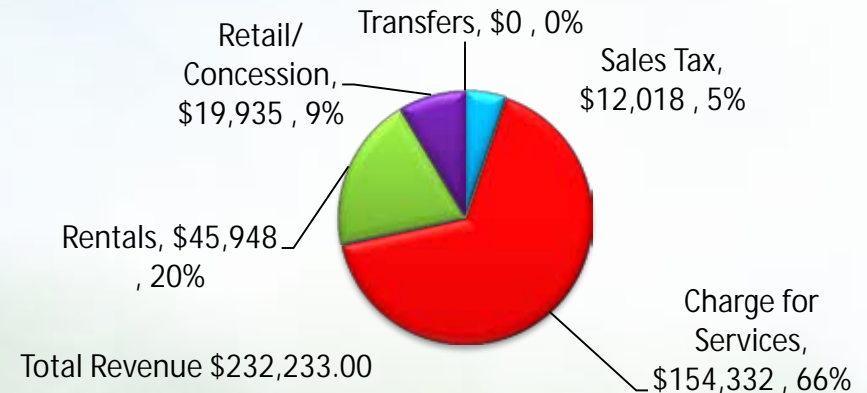


Golf

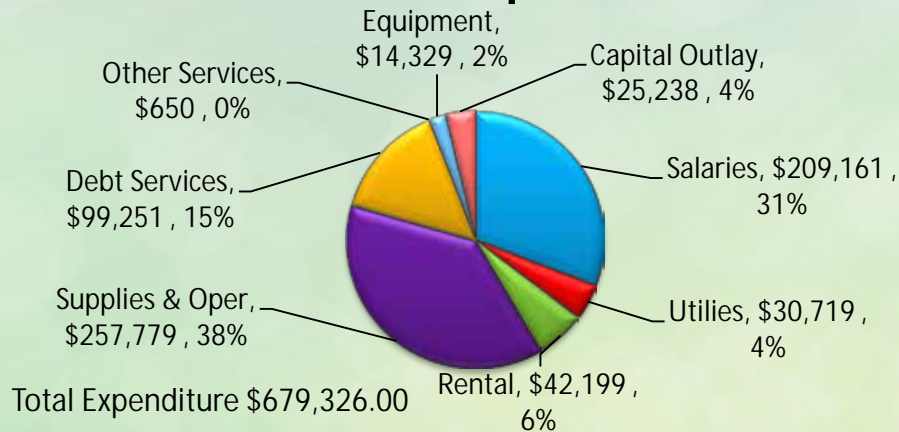
Prairie West Revenue



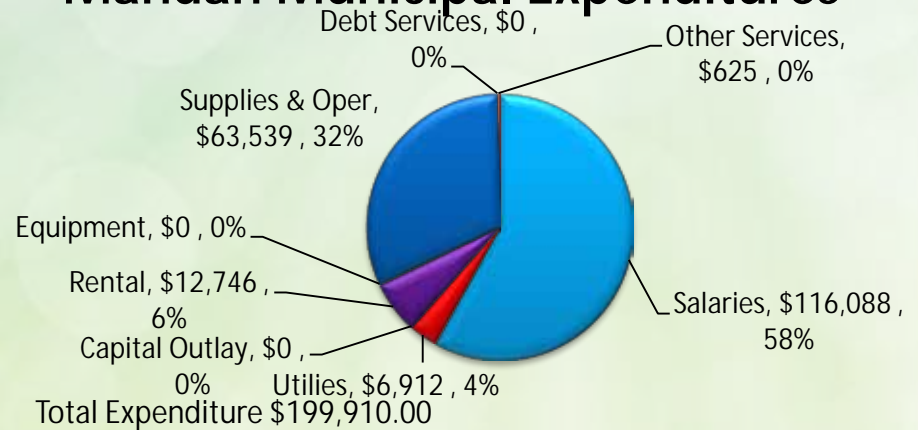
Mandan Municipal Revenue



Prairie West Expenditures



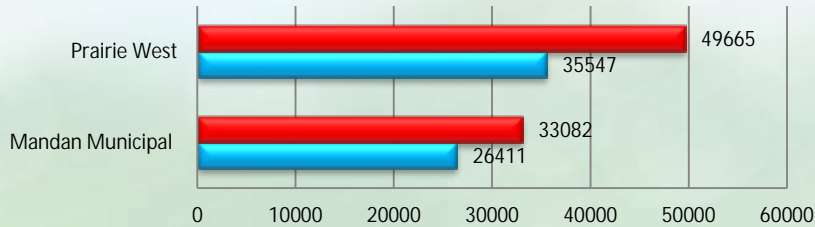
Mandan Municipal Expenditures





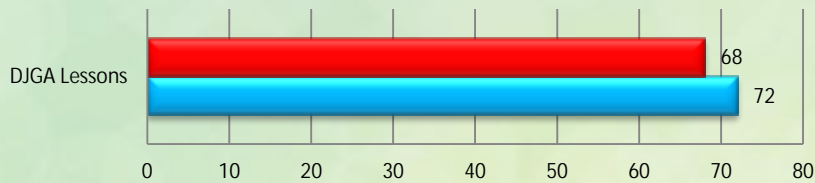
Rounds of Golf Played

■ 2012 ■ 2013

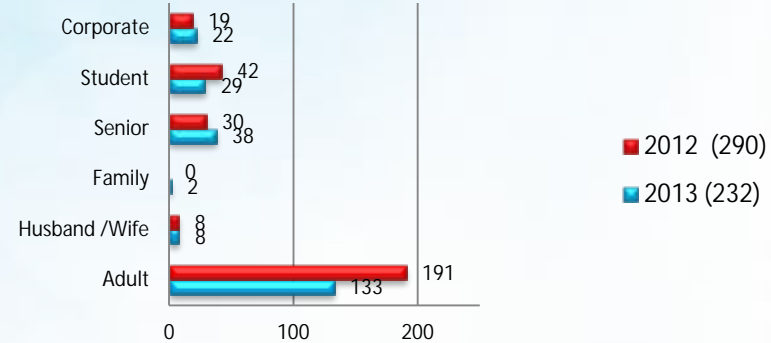


Golf Lessons

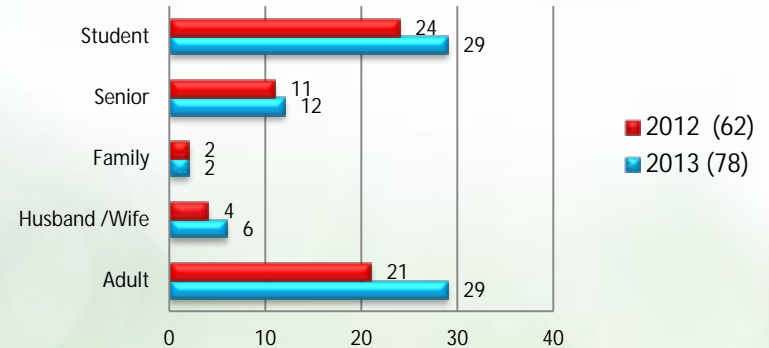
■ 2012 ■ 2013



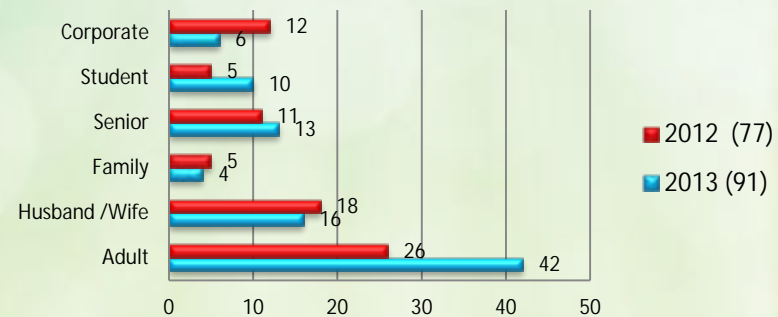
Prairie West Season Passes



Mandan Municipal Season Passes

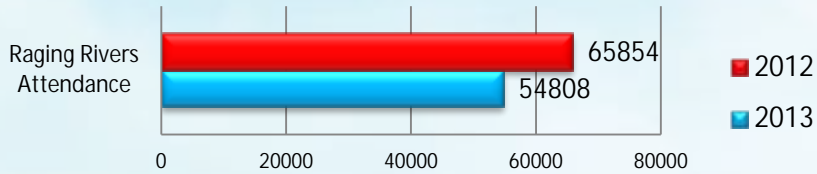


Combination Season Passes

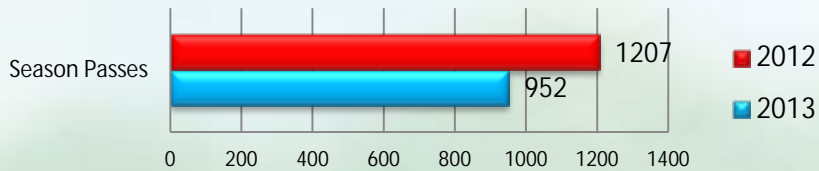


Raging Rivers

Attendance



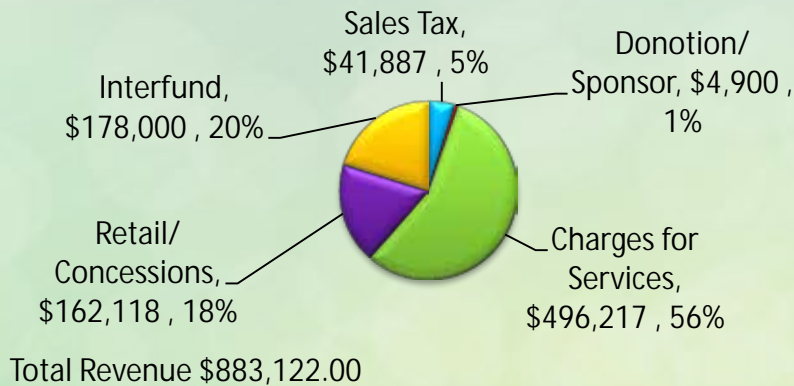
Season Passes Sold



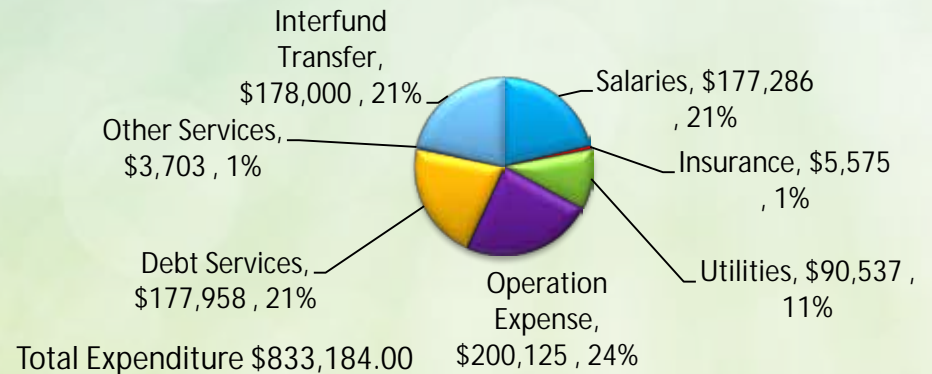
Comparative Weather Statistics

| | | |
|-----------------------|----------|----------|
| Days Open | 59 of 93 | 64 of 87 |
| Average Daily High | 78.1 | 80.5 |
| Average Daily Low | 52.2 | 52.3 |
| Days under 70 Degrees | 23 | 17 |
| Days 70-80 Degrees | 37 | 33 |
| Days 80-90 Degrees | 43 | 43 |
| Days 90+ Degrees | 17 | 27 |

Raging Rivers Revenue

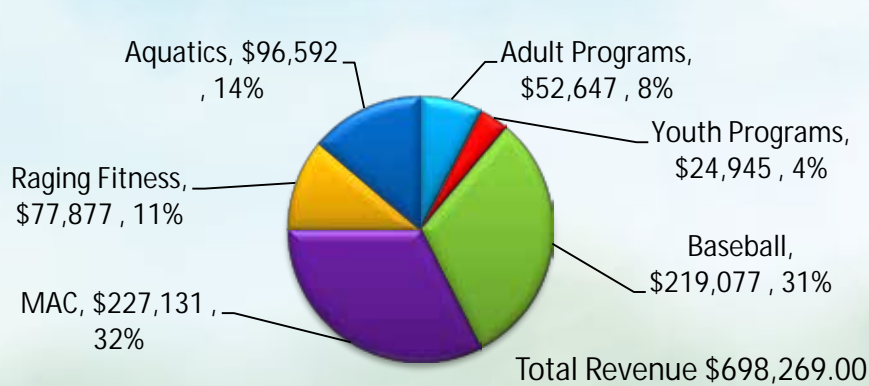


Raging Rivers Expenditures

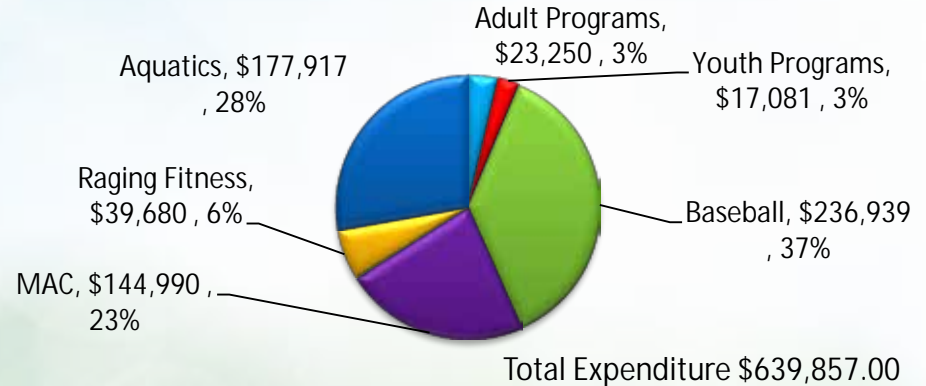


Recreation

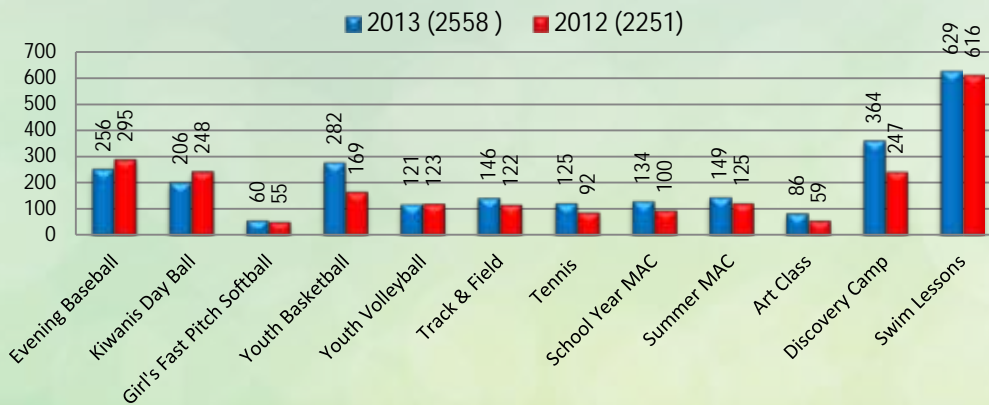
Recreation Revenue



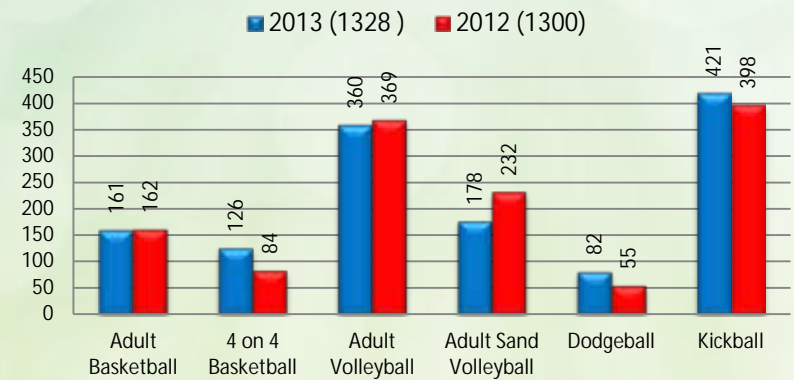
Recreation Expenditures



Youth Program Enrollments

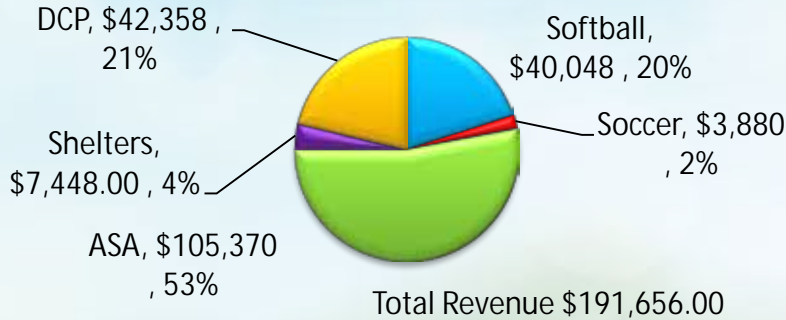


Adult Program Enrollments

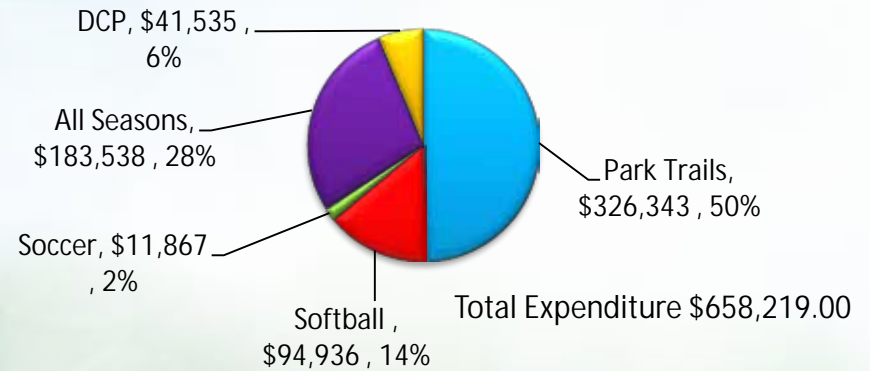


Parks

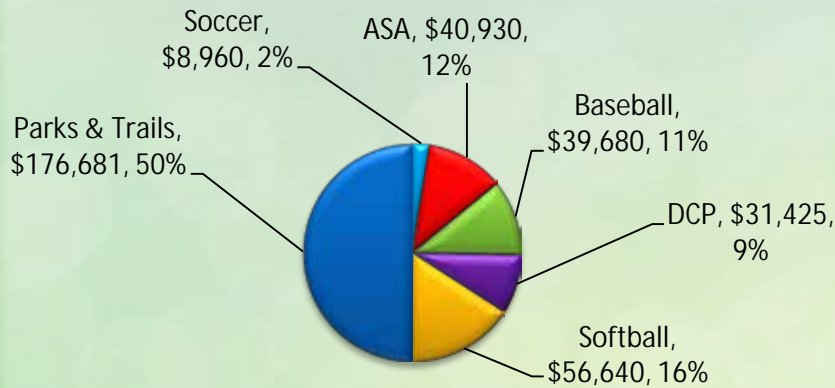
Parks Revenue



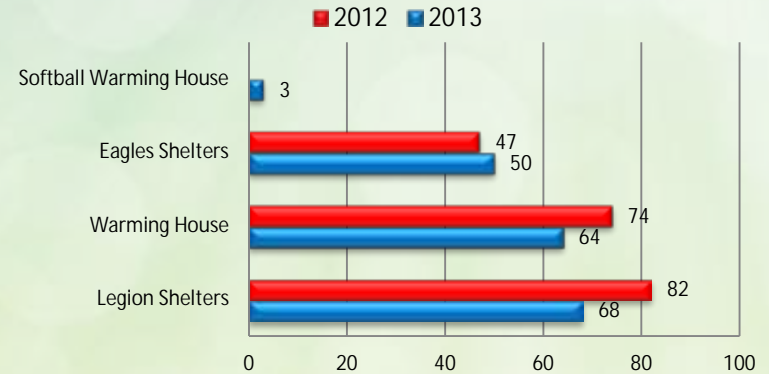
Parks Expenditure



Allocation of Maintenance Staff

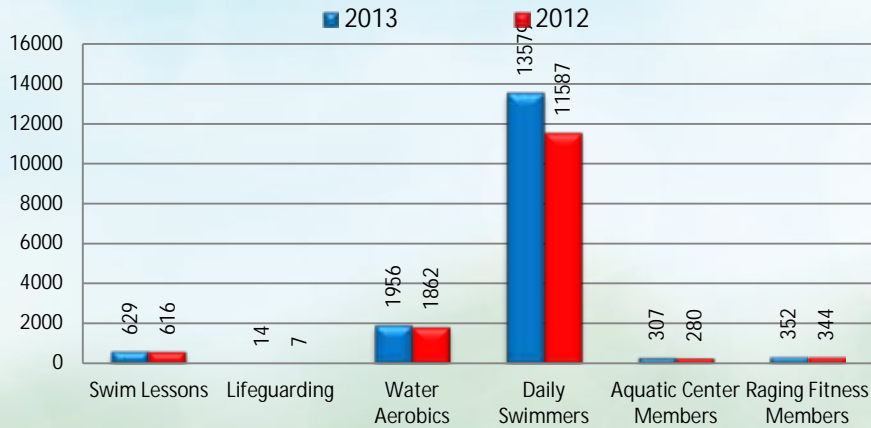


2013 Shelter Rentals

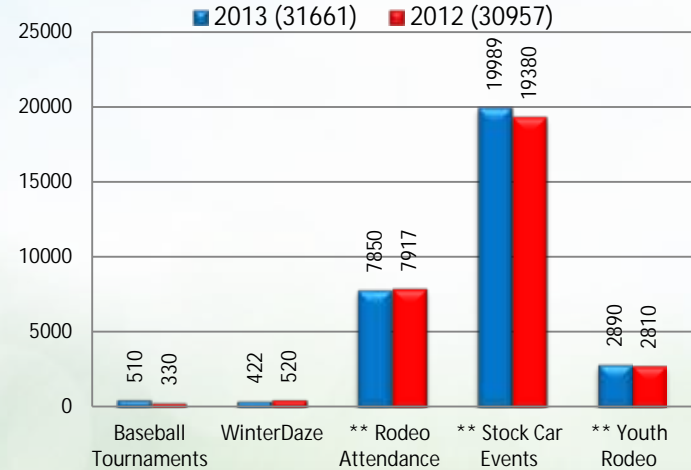


Additional Statistics

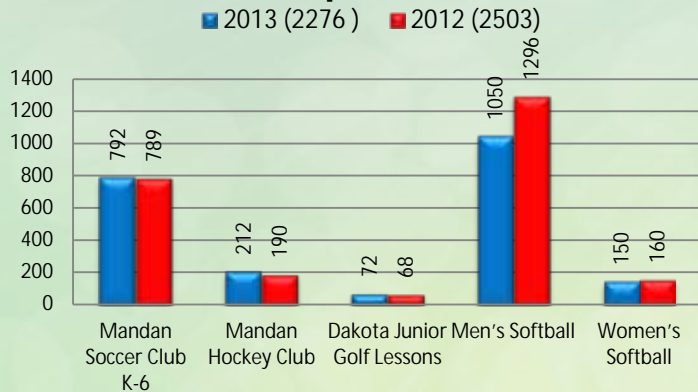
Aquatics & Fitness



Special Events Attendance



User Group Enrollments



2013 Annual Report

